

# Sipeed M1

## Specifications

### v1.1

#### Characteristic:

- CPU : RISC-V Dual Core 64bit, with FPU , 400Mhz standard Frequency(Can be overclocked)

- Image Identification: QVGA@60FPS/VGA@30FPS

- Voice Recognition: Support up to 8 microphones


- Deep learning framework: TensorFlow/Keras/Darknet

#### Peripheral:

FPIOA, UART, GPIO, SPI, I<sup>2</sup>C, I<sup>2</sup>S, WDT, TIMER, RTC etc.

#### Wireless Function(Optional):

Support 2.4G 802.11.b/g/n



Version 1.0

Sipeed

Copyright © 2018

[www.sipeed.com](http://www.sipeed.com)

Update record	
V1.0	Edited on October 25, 2018 ; Original document
V1.1	Remove description of M1w

FEATURES OVERVIEW	
CPU : RISC-V Dual Core 64bit, 400Mh adjustable	Powerful dual-core 64-bit open architecture-based processor with rich community resources
FPU Specifications	IEEE754-2008 compliant high-performance pipelined FPU
Debugging Support	High-speed UART and JTAG interface for debugging
Neural Network Processor (KPU)	<ul style="list-style-type: none"> <li>• Supports the fixed-point model that the mainstream training framework trains according to specific restriction rules</li> <li>• There is no direct limit on the number of network layers, and each layer of convolutional neural network parameters can be configured separately, including the number of input and output channels, and the input and output line width and column height</li> <li>• Support for 1x1 and 3x3 convolution kernels</li> <li>• Support for any form of activation function</li> <li>• The maximum supported neural network parameter size for real-time work is 5MiB to 5.9MiB</li> <li>• The maximum supported network parameter size when working in non-real time is (flash size - software size)</li> </ul>
Audio Processor (APU)	<ul style="list-style-type: none"> <li>• Up to 8 channels of audio input data, ie 4 stereo channels</li> <li>• Simultaneous scanning pre-processing and beamforming for sound sources in up to 16 directions</li> <li>• Supports one active voice stream output</li> <li>• 16-bit wide internal audio signal processing</li> <li>• Support for 12-bit, 16-bit, 24-bit, and 32-bit input data widths</li> <li>• Multi-channel direct raw signal output</li> <li>• Up to 192kHz sample rate</li> <li>• Built-in FFT unit supports 512-point FFT of audio data</li> <li>• Uses system DMAC to store output data in system memory</li> </ul>
Static Random-Access Memory (SRAM)	The SRAM is split into two parts, 6MiB of on-chip general-purpose SRAM memory and 2MiB of on-chip AI SRAM memory, for a total of 8MiB
Field Programmable IO Array (FPIOA/IOMUX)	FPIOA allows users to map 255 internal functions to 48 free IOs on the chip
Digital Video Port (DVP)	Maximum frame size 640x480
FFT Accelerator	The FFT accelerator is a hardware implementation of the Fast Fourier Transform (FFT)

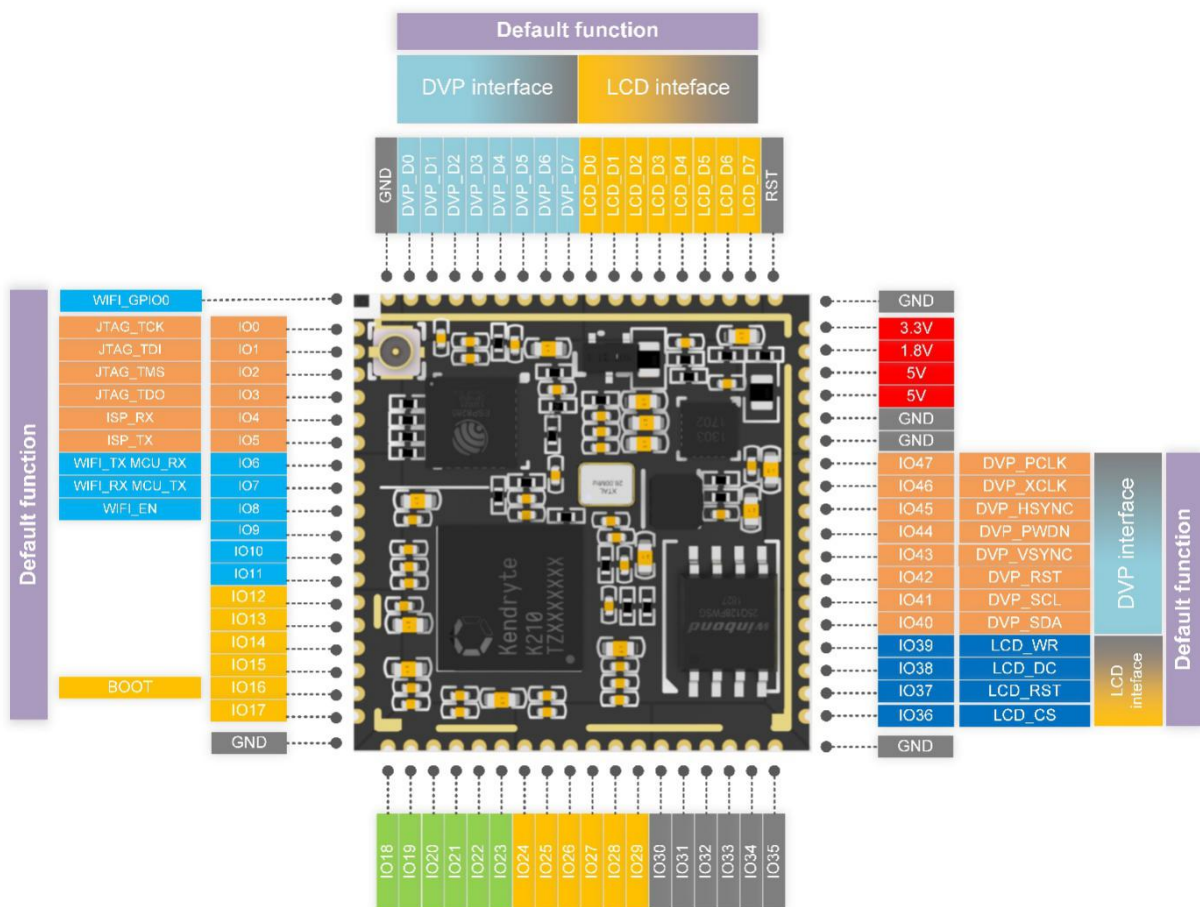
### SOFTWARE FEATURES

FreeRtos & Standard SDK	Support FreeRtos and Standrad development kit.
MicroPython Support	Support MicroPython on M1
Machine vision	Machine vision based on convoluntional neural network
Machine hearing	High performance microphone array processor

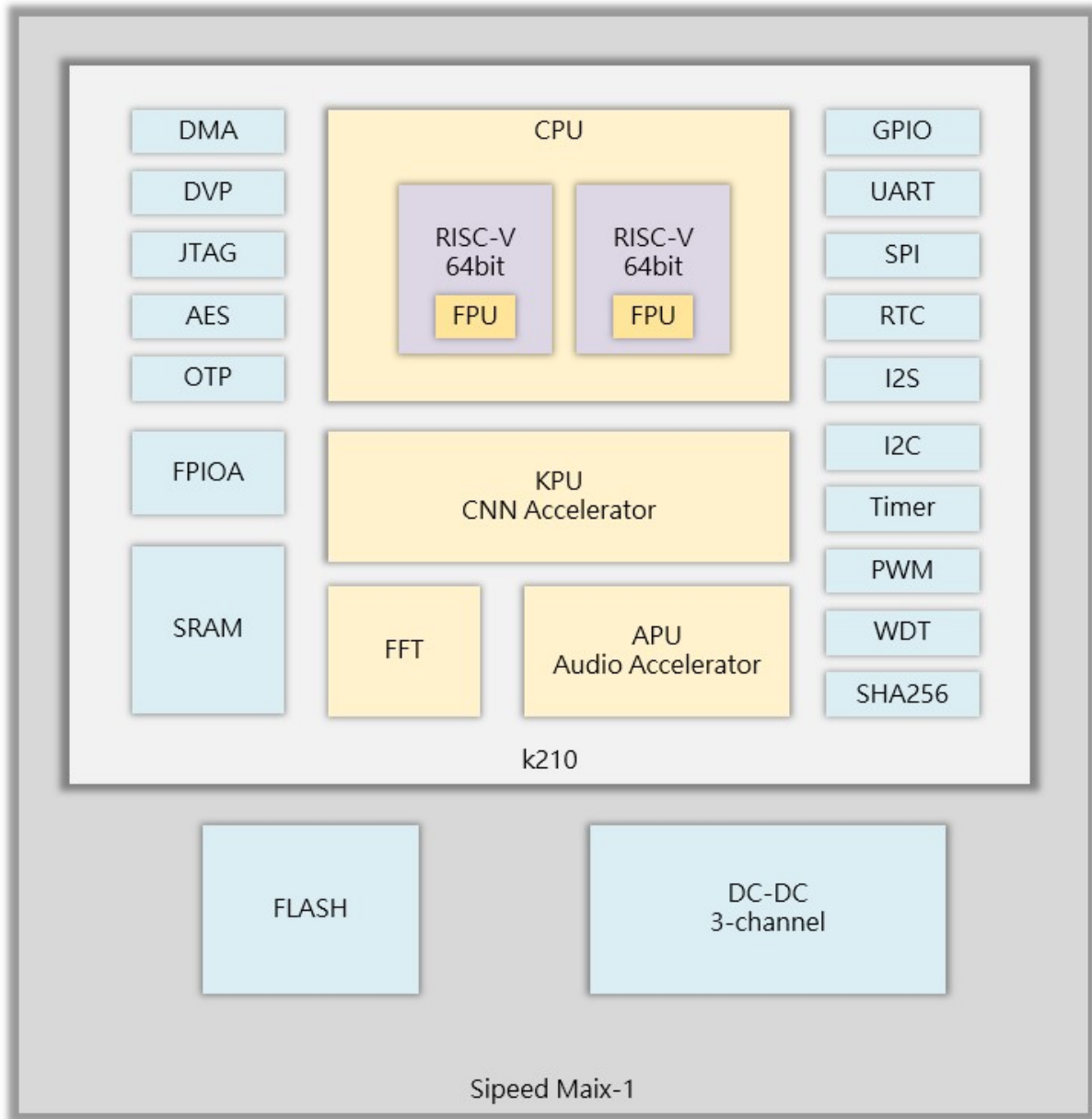
### HARDWARE FEATURES

Supply voltage of external power supply	5.0V ±0.2V
Supply current of external power supply	>300mA
Temperature rise	<30K
Range of working temperature	-30°C ~ 85°C

### Maix-1 pin map

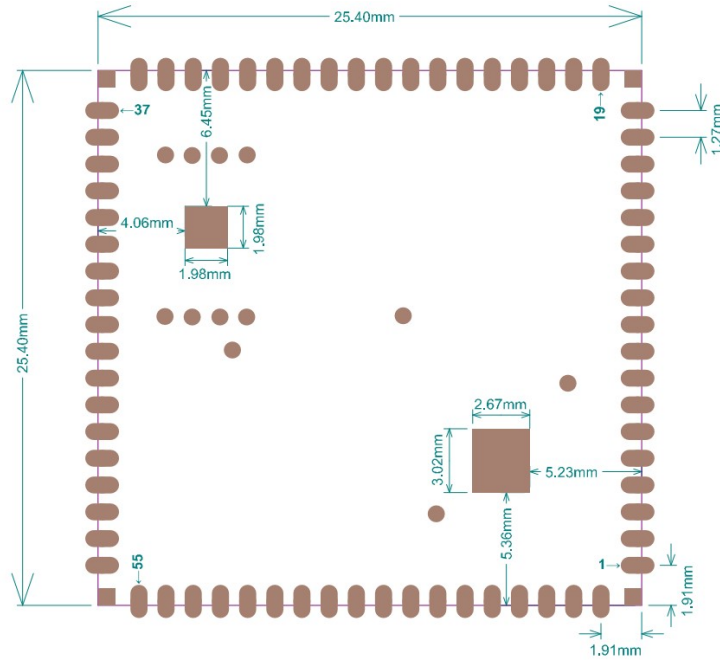


M1 block diagram



### Size Information

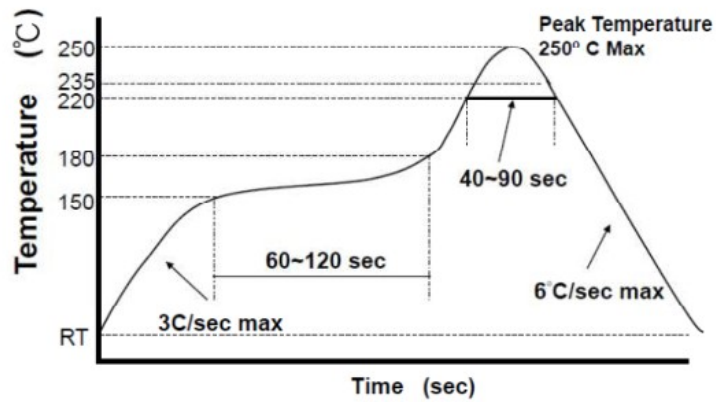
Size: 25.4 x 25.4 x 3.3 mm



number	Pin	number	Pin	number	Pin	number	Pin
1	JTAG_TCK	19	MIC_BCK	37	LCD_CS	55	RST
2	JTAG_TDI	20	MIC_WS	38	LCD_RST	56	LCD_D7
3	JTAG_TMS	21	MIC_DAT3	39	LCD_DC	57	LCD_D6
4	JTAG_TDO	22	MIC_DAT2	40	LCD_WR	58	LCD_D5
5	ISP_RX	23	MIC_DAT1	41	DVP_SDA	59	LCD_D4
6	ISP_TX	24	MIC_DAT0	42	DVP_SCL	60	LCD_D3
7	WIFI_TX	25	MIC_LED_DAT	43	DVP_RST	61	LCD_D2
8	MCU_RX	26	SPI0_CS1	44	DVP_VSYNC	62	LCD_D1
9	WIFI_EN	27	SPI0_MISO	45	DVP_PWDN	63	LCD_D0
10	IO9	28	SPI0_SCLK	46	DVP_HSYNC	64	DVP_D7
11	IO10	29	SPI0_MOSI	47	DVP_XCLK	65	DVP_D6
12	IO11	30	SPI0_CS0	48	DVP_PCLK	66	DVP_D5
13	LED_G	31	MIC0_WS	49	GND	67	DVP_D4
14	LED_B	32	MIC0_DATA	50	GND	68	DVP_D3
15	LED_R	33	MIC0_BCK	51	5V	69	DVP_D2
16	IO15	34	I2S_WS	52	5V	70	DVP_D1
17	BOOT KEY0	35	I2S_DA	53	1V8	71	DVP_D0
18	IO17	36	I2S_BCK	54	3V3	72	GND

Note: The small square pad in the lower right corner of the dimension drawing is WIFI\_GPIO0, and the other three corners are GND.

Reflow profile guideline



Resource

Website	<a href="http://www.sipeed.com">www.sipeed.com</a>
Github	<a href="https://github.com/Lichee-Pi">https://github.com/Lichee-Pi</a>
BBS	<a href="http://bbs.sipeed.com">http://bbs.sipeed.com</a>
Wiki	<a href="http://maixpy.sipeed.com">maixpy.sipeed.com</a>
SDK Relevant information	<a href="http://dl.sipeed.com/MAIX/SDK">dl.sipeed.com/MAIX/SDK</a>
HDK Relevant information	<a href="http://dl.sipeed.com/MAIX/HDK">dl.sipeed.com/MAIX/HDK</a>
E-mail(Technical Support and Business Cooperation)	<a href="mailto:support@sipeed.com">support@sipeed.com</a>
telgram link	<a href="https://t.me/sipeed">https://t.me/sipeed</a>



**Disclaimer and copyright notice**

The information in this document, including the URL address for reference, is subject to change without notice.

The documentation is provided by Sipeed™ without warranty of any kind, including any warranties of merchantability, and any proposal, specification or sample referred to elsewhere. This document is not intended to be a liability, including the use of information in this document to infringe any patent rights.

Copyrights © 2018 Sipeed Limited. All rights reserved.